










CENTRALINO INCASSO IP65 QZERO 12M BIANCO	CENTRALINO CALPESTABILE IP65 QZERO 12M PORTA INOX ANTISCIVOLO
	
Codice 990.12.65	Codice 990.12.W
IP65 QZERO - FLUSH MOUNTING ENCLOSURE 12M	IP65 QZERO - PEDESTRIAN ENCLOSURE 12M /INOX DOOR
Ean 8017521270036	Ean 8017521270098



SCATOLA DI DERIVAZIONE RASOMURO QZERO con/ COPERCHIO -200x124x100	SCATOLA DI DERIVAZIONE RASOMURO QZERO con/ COPERCHIO -200x154x70	SCATOLA DI DERIVAZIONE RASOMURO QZERO con/ COPERCHIO -312x200x100
		
Codice 990.1615	Codice 990.1616	Codice 990.1618
QZERO-WALL LEVEL - JUN- CTION/CONNECTION BOX w/ COVER -200x124x100	QZERO-WALL LEVEL - JUN- CTION/CONNECTION BOX w/ COVER -200x154x70	QZERO-WALL LEVEL - JUN- CTION/CONNECTION BOX w/ COVER -312x200x100
Ean 8017521270524	Ean 8017521271040	Ean 8017521270531

SCATOLA DI DERIVAZIONE RASOMURO QZERO con/ COPERCHIO - 200x252x100	SCATOLA DI DERIVAZIONE RASOMURO QZERO con/ COPERCHIO - 312x403x100	SCATOLA DI DERIVAZIONE RASOMURO QZERO con/ COPERCHIO - 200x378x100	SCATOLA DI DERIVAZIONE RASOMURO QZERO con/ COPERCHIO - 312x607x100	SCATOLA DI DERIVAZIONE RASOMURO QZERO con/ COPERCHIO - 440x200x100	SCATOLA DI DERIVAZIONE RASOMURO QZERO con/ COPERCHIO - 403x124x100
					
Codice 990.2.1615	Codice 990.2.1618	Codice 990.3.1615	Codice 990.3.1618	Codice 990.1615.18	Codice 990.2615
QZERO-WALL LEVEL - JUN- CTION/CONNECTION BOX w/ COVER - 200x252x100	QZERO-WALL LEVEL - JUN- CTION/CONNECTION BOX w/ COVER - 312x403x100	QZERO-WALL LEVEL - JUN- CTION/CONNECTION BOX w/ COVER - 200x378x100	QZERO-WALL LEVEL - JUN- CTION/CONNECTION BOX w/ COVER - 312x607x100	QZERO-WALL LEVEL - JUN- CTION/CONNECTION BOX w/ COVER - 440x200x100	QZERO-WALL LEVEL - JUN- CTION/CONNECTION BOX w/ COVER - 403x124x100
Ean 8017521270548	Ean 8017521270555	Ean 8017521270562	Ean 8017521270579	Ean 8017521270623	Ean 8017521270586